


ANGLE SETTINGS

at your Finger Tips!



TAKE THE ANGLE OUT AND PUT IT BACK AGAIN

WITH FERGUSON FINGER TIP CONTROL

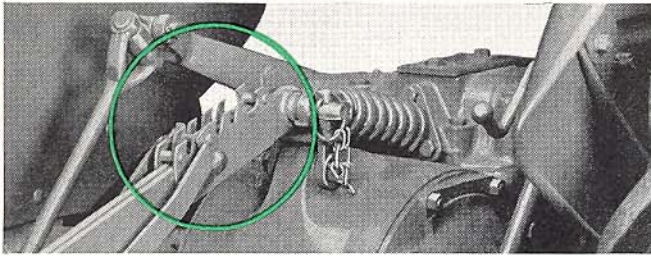
FERGUSON TANDEM AND SINGLE DISC HARROWS

FERGUSON SYSTEM OF DISCING

Complete Control from the Tractor Seat!

Three EASY Steps

- 1 After studying the condition of the field you are about to disc, you decide what "set" or angle the disc gangs should have.
- 2 Now comes the easy part. Simply select the position on the angle control rack which will give you the desired set for your disc. Strong arm tactics, backaches, strained stomach muscles are no longer necessary preliminaries to the job of disc harrowing—with Ferguson System.



Six-Position Angle Selector Rack

- 3 Then with your finger tips move the hydraulic control lever forward to open the gangs to the angle you selected on the rack



To Close Gangs



To Open Gangs




or flip the lever back to take the gangs out of angle! Simple—sure; actually no more work than stirring a cup of coffee.

Every time you reach the end of a field straighten the gangs—make the turn—open the gangs again. Why? Because you relieve the continuous load on the tractor. Reduce severe wear on tires when turning. Eliminate mounding up dirt on headlands and forming low spots which become water holes after heavy rains. Complete turns in less time with less steering effort.

PROTECTS GRASSED WATERWAYS

Discing now becomes practical in fields that are crossed with grassed waterways. As you enter the grassed area take the angle out of the disc with your finger tip control—ride over the strip without damaging the grass and—put the angle back with your finger tips to resume cutting on the other side.



**STRAIGHTEN OUT
ON THE HEADLANDS**

Save tires, reduce tractor load, prevent soil mounding.

THREE-POINT, ONE-MINUTE ATTACHMENT




Back the Ford Tractor up to the hitch and if you make every move count you will have the disc attached and start driving away in less than 60 seconds! Only three points to attach. All three are made secure as easily as dropping a peg in a latch. Nothing to lose, no chance of coming apart.

EMERGENCY RELEASE

Ferguson Engineering goes a step further than finger tip control! If your disc suddenly hits tough going and the tractor wheels bury into soft ground, the control foot makes contact with the ground—releases the disc angles automatically—the load comes off the tractor and it moves forward without loss of time. Thus in an emergency you don't have to think to move the control lever. And after the emergency is over the disc is restored, automatically, to cutting position.

ADJUSTABLE SNUBBER CONTROL

When disc gangs are level the discs on the end of one section penetrate to the same depth as those on the opposite end. This snubber control adjustment makes it possible to make sections level and therefore obtain smooth fields. Snubber adjustment must be made on a new disc its first time in the field. You probably will never touch it thereafter.



An Important Message about Erosion Control

Grassed waterways represent an important feature in the practice of soil conservation. To disc across them prior to the Ferguson System of discing—meant that you either practically destroyed the grass or got off the tractor and adjusted the angles by main strength. Grassed waterways now are no longer an obstacle—

they become not only desirable but practical. Maybe they are just the "ticket" for your farm. To get grassed waterways or other soil erosion control measures started on your farm, it will be to your advantage to consult your county agent for the best procedure in your locality.

TANDEM AND SINGLE DISC HARROW

SPECIFICATIONS

CONTROL—Angle of gangs may be set from tractor seat, by finger tip effort. Gangs also may be straightened and re-angled without stopping by use of the hydraulic control system.

FRAME—Heavy steel angle bar construction.

DISCS—High carbon steel, heat treated to maintain sharp cutting edges.

BEARINGS—Hard maple wood bushings 5" long, boiled in oil, easily replaceable. Special thrust flange in center of bearing, plus regular thrust flange, doubles the thrust bearing area. Special shield keeps out dust and grit.

LUBRICATION—Two pressure grease fittings on each bearing, located on lower half where less pressure is required to force lubricant into bearing surfaces.


ADJUSTMENTS—Relative angle of front and rear gangs may be adjusted. Leveling adjustment is provided to keep gangs working level in field.

SHIPPING WEIGHT—Tandem disc weights vary from 650 to 850 pounds, depending on the model. Single discs weigh from 600 to 800 pounds.

HARRY FERGUSON, INC.

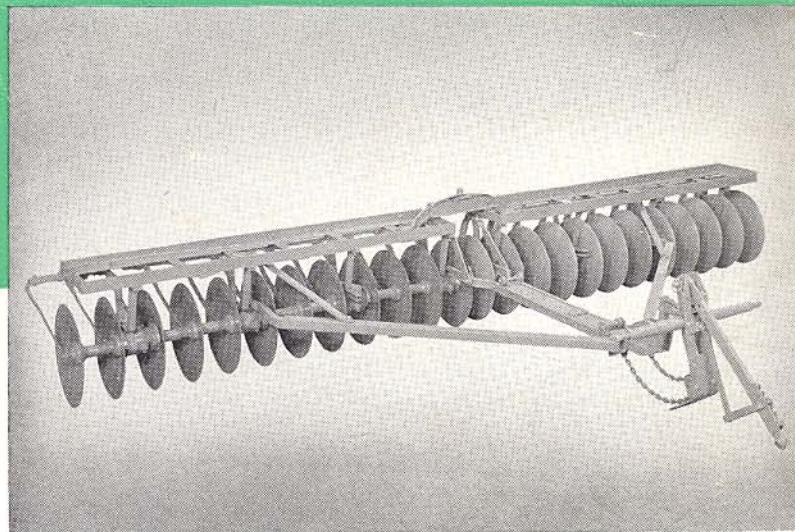


DEARBORN, MICHIGAN



Ferguson Tandem Disc Harrows

4A-BO21—Five Foot, 20-18" Discs 13A-BO21—Six Foot, 24-18" Discs
10A-BO21—Six Foot, 24-16" Discs 19A-BO21—Seven Foot, 28-16" Discs



Ferguson Single Disc Harrows

50A-BO21—Ten Foot, 20-16" Discs
56A-BO21—Twelve Foot, 24-16" Discs

ASK YOUR FERGUSON DEALER ABOUT THE OTHER TYPES OF HARROWS

STORR TRACTOR CO.

UNION • WESTFIELD • FREEHOLD
NEW JERSEY

FORD - FERGUSON SYSTEM
TRACTORS - IMPLEMENTS

AUTHORIZED SALES & SERVICE